

# NATIONAL REPORT ON DROWNING 2018




Fundação Vodafone Portugal



# 117 DROWNING DEATHS

-4,1% THAN 2017



SEA

36,8%

RIVER

29,9%


DAM

10,3%

WELL

6,8%

## Ages



## Men

75,2%

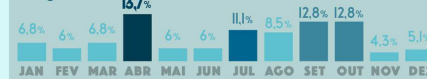


## Women

23,9%



## Monthly risks



## Weekly risks



## Daily risks



## Local risks

AÇORES	2,6%
AVEIRO	9,4%
BEJA	5,1%
BRAGA	6,8%
BRAGANÇA	0,9%
CASTELO BRANCO	0,9%
COIMBRA	0,9%
ÉVORA	2,6%
FARO	8,5%
GUARDA	2,6%
LEIRIA	5,1%
LISBOA	12%
MADEIRA	3,4%
PORTALEGRE	0,9%
PORTO	15,4%
SANTARÉM	2,6%
SETÚBAL	10,3%
VIANA CASTELO	6,8%
VILA REAL	1,7%
VISEU	1,7%

